

Signify Classified - Internal
Cooper Lighting Solutions Photometric Lab
1121 Highway 74 South
Peachtree City, GA 30269



Scaled data based on original data using
LM-79-08 Approved Method: Electrical and Photometric Measurements of Solid-
State Lighting Products

Test Report Prepared for
Cooper Lighting Solutions
(formerly Eaton)

Brand: INVUE

Report Number: P870784

Luminaire Tested: **EMM2-HTN-SA2A-840-U-T3**

Issue Date: 09/05/2024

Test Information

Test Method: LM-79-08
Report Number: P870784
Test Lab: INNOVATION CENTER(G3)
Issue Date: 09/05/2024
Manufacturer: COOPER LIGHTING SOLUTIONS (FORMERLY EATON)
Product Line: INVUE
Catalog Number: EMM2-HTN-SA2A-840-U-T3
Description: EPIC MODERN TALL HOUSING DISCRETE LED ARRAYS 70W 80CRI 4000K
FIXTURE w/ TYPE III DISTRIBUTION OPTIC
Light Source: (20) 4000K CCT, 80 CRI LEDS
Ballast/Driver: ELECTRONIC DRIVER

Summary

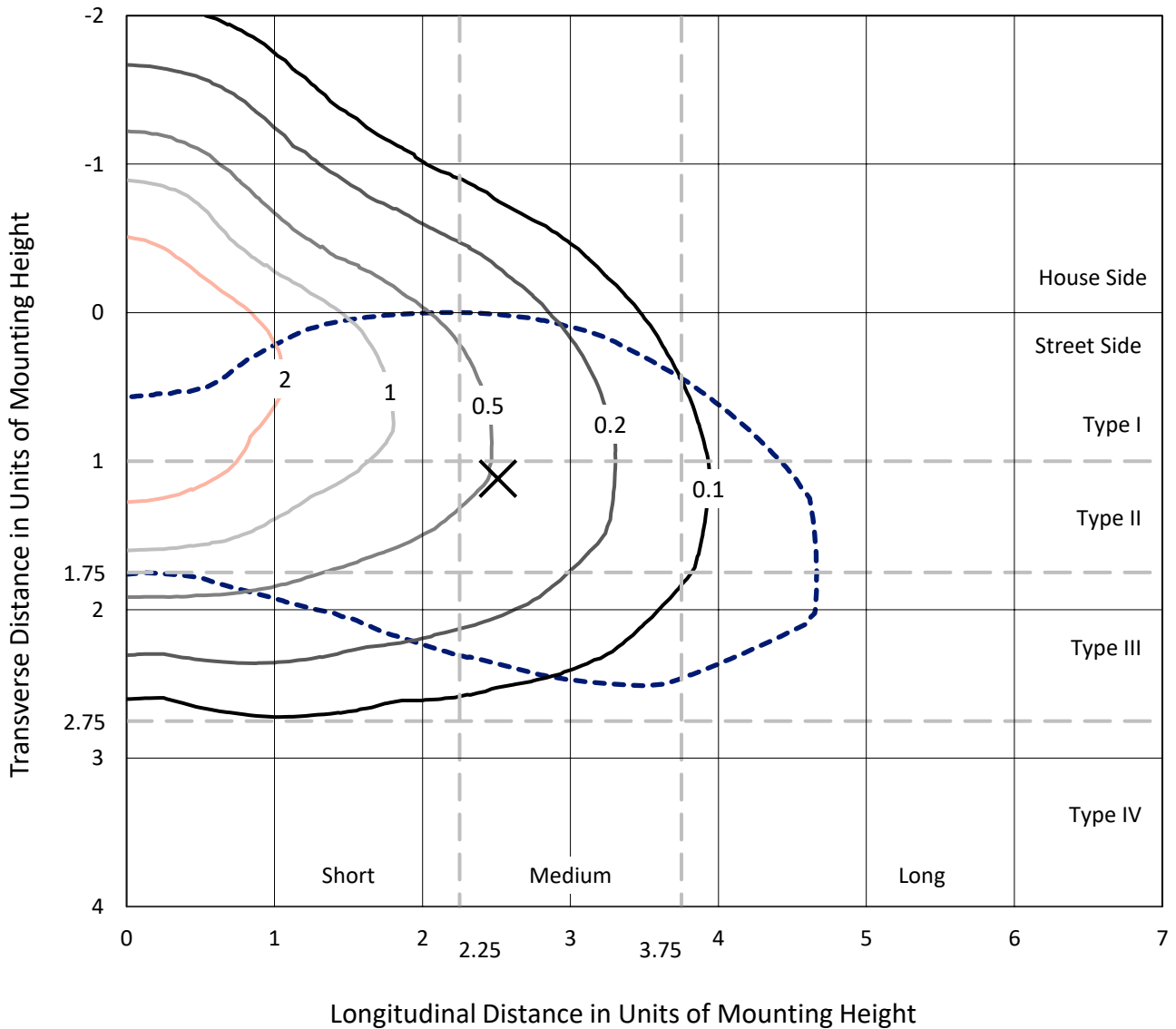
Lumens per Lamp: N/A
Luminaire Lumens: 8899.2 lumens
Efficiency: N/A
Efficacy: 145.9 lumens/watt
Luminous Opening: Rectangular (W 0.67' x L: 0.33' x H: 0')
IES Classification: Type III - Medium
BUG Rating: B2 - U0 - G2

Input Watts (W): 61
Input Voltage (V): 120
Input Current (A_{in}): NR
Voltage Rise (V): NR
Power Factor: 0.99
Total Harmonic Distortion (THDi): 9.89%
Frequency (hertz): 60
Stabilization Time: NR
Operation Time: NR
Ambient Temperature (°C): NR
Test Distance: 24 FT

REPORT NUMBER: P870784
 CATALOG NUMBER: EMM2-HTN-SA2A-840-U-T3

Iso-Footcandle Lines of Horizontal Illumination

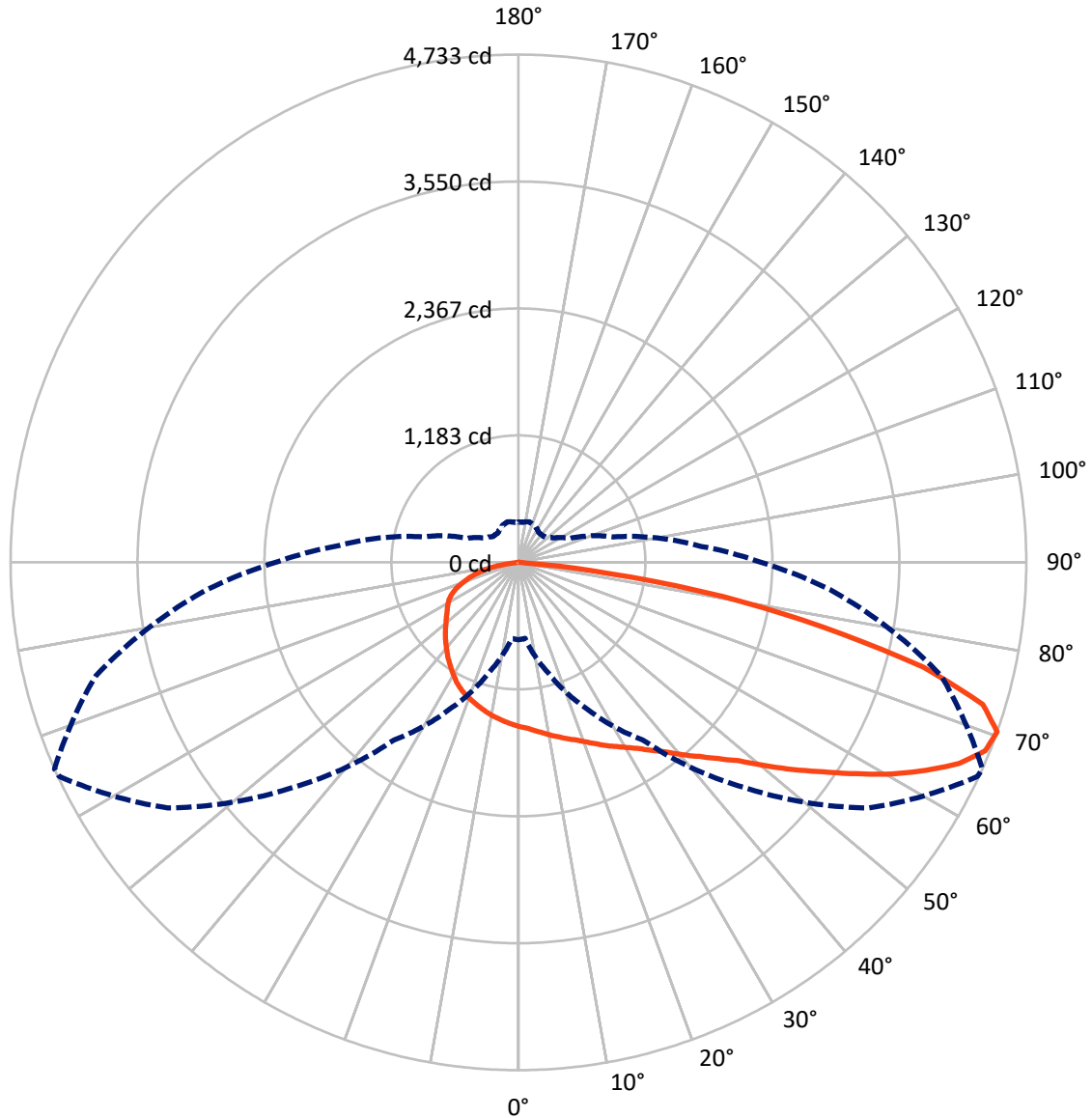
× Max cd
 - - - 1/2 Max cd



Based on 20 foot mounting height. Maximum calculated value = 4.1 fc
 Type III - Medium - N/A

REPORT NUMBER: P870784
CATALOG NUMBER: EMM2-HTN-SA2A-840-U-T3

Luminous Intensity Polar Plot



— Vertical Plane Through 66-Deg Lateral - - - Horizontal Cone Through 70-Deg Vertical

REPORT NUMBER: P870784

CATALOG NUMBER: EMM2-HTN-SA2A-840-U-T3

FLUX DISTRIBUTION:

		Downward	Upward	Total
House Side	Lumens	2293.4	0.0	2293.4
	% Fixture	25.8	0.0	25.8
Street Side	Lumens	6605.8	0.0	6605.8
	% Fixture	74.2	0.0	74.2
Total	Lumens	8899.2	0.0	8899.2
	% Fixture	100.0	0.0	100.0

ZONAL LUMENS:

Zone	Lumens	% Fixture
0°-10°	146.5	1.6
10°-20°	436.5	4.9
20°-30°	733.1	8.2
30°-40°	1104.5	12.4
40°-50°	1499.4	16.8
50°-60°	1781.8	20.0
60°-70°	1818.4	20.4
70°-80°	1216.3	13.7
80°-90°	162.7	1.8
90°-100°	0.0	0.0
100°-110°	0.0	0.0
110°-120°	0.0	0.0
120°-130°	0.0	0.0
130°-140°	0.0	0.0
140°-150°	0.0	0.0
150°-160°	0.0	0.0
160°-170°	0.0	0.0
170°-180°	0.0	0.0
0°-90°	8899.2	100.0
0°-180°	8899.2	100.0

Coefficient of Utilization

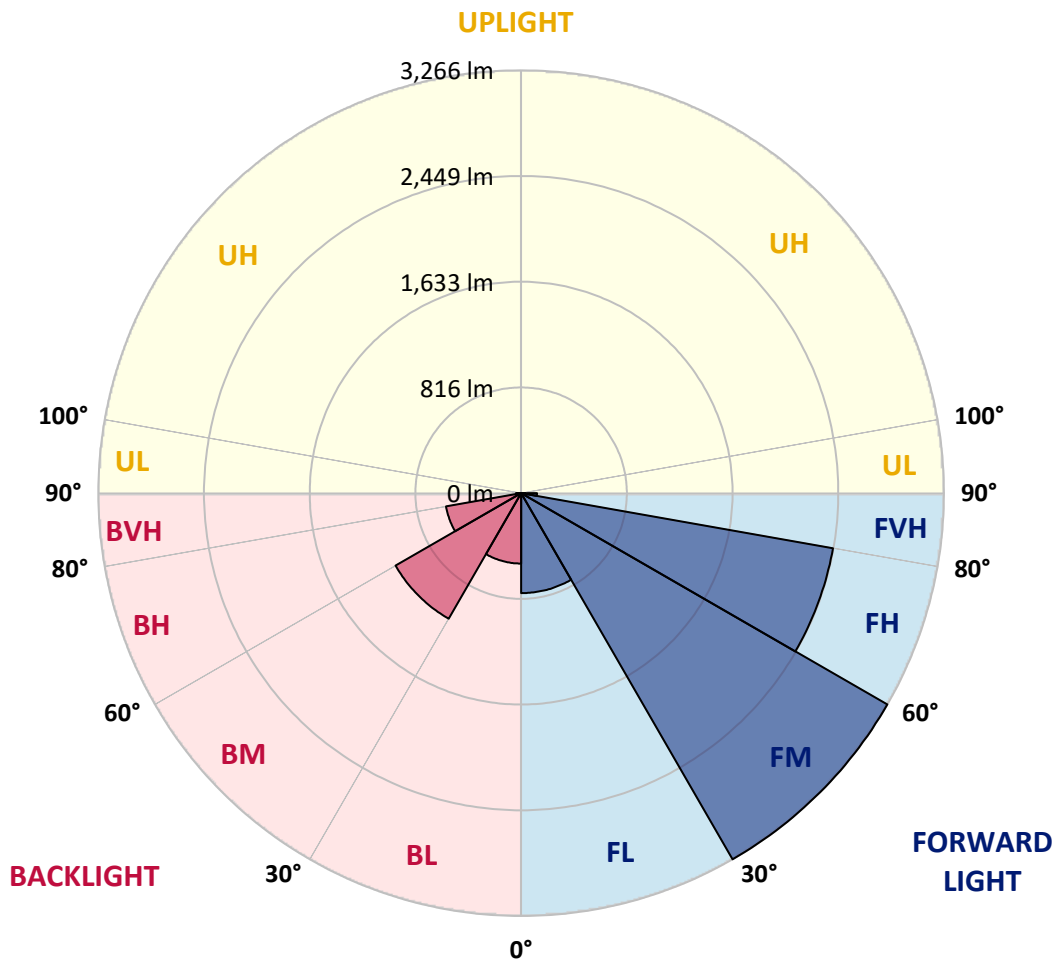


REPORT NUMBER: P870784
 CATALOG NUMBER: EMM2-HTN-SA2A-840-U-T3

LUMINAIRE CLASSIFICATION SYSTEM LUMEN TABLE AND BUG RATING:

Zone	Lumens	% Fixture	Zone Rating/Lumen Limit		
			B	U	G
FL (0°-30°)	772.3	8.7			
FM (30°-60°)	3265.9	36.7			
FH (60°-80°)	2445.8	27.5			G2/5000
FVH (80°-90°)	121.9	1.4			G2/225
BL (0°-30°)	543.8	6.1	B2/1000		
BM (30°-60°)	1119.9	12.6	B2/2500		
BH (60°-80°)	588.9	6.6	B2/1000		G2/1000
BVH (80°-90°)	40.8	0.5			G1/100
UL (90°-100°)	0.0	0.0		U0/0	
UH (100°-180°)	0.0	0.0		U0/0	

BUG Rating: B2-U0-G2
 Type III Medium





REPORT NUMBER: P870784

CATALOG NUMBER: EMM2-HTN-SA2A-840-U-T3

CANDELA DISTRIBUTION (FULL):

	0°	5°	15°	25°	35°	45°	55°	65°	66°	75°	85°
0°	1531.2	1531.2	1531.2	1531.2	1531.2	1531.2	1531.2	1531.2	1531.2	1531.2	1531.2
2.5°	1586.0	1578.9	1573.6	1577.1	1566.5	1570.1	1557.7	1548.8	1547.1	1543.5	1540.0
5°	1635.5	1635.5	1626.6	1626.6	1614.3	1612.5	1594.8	1575.4	1575.4	1563.0	1548.8
7.5°	1688.5	1685.0	1674.4	1672.6	1658.5	1654.9	1635.5	1605.4	1603.7	1580.7	1559.4
10°	1725.6	1727.4	1720.3	1720.3	1709.7	1700.9	1672.6	1640.8	1637.2	1607.2	1573.6
12.5°	1753.9	1757.5	1755.7	1755.7	1746.9	1746.9	1715.0	1672.6	1669.1	1630.2	1582.4
15°	1784.0	1782.2	1787.5	1789.3	1785.8	1780.5	1757.5	1708.0	1706.2	1654.9	1594.8
17.5°	1810.5	1808.7	1810.5	1819.4	1821.1	1821.1	1798.1	1746.9	1739.8	1685.0	1605.4
20°	1826.4	1830.0	1837.0	1847.6	1853.0	1867.1	1847.6	1792.8	1785.8	1716.8	1628.4
22.5°	1886.5	1875.9	1881.2	1888.3	1895.4	1914.8	1897.2	1840.6	1835.3	1764.5	1654.9
25°	1989.1	1989.1	1976.7	1964.3	1955.5	1964.3	1950.2	1895.4	1891.8	1807.0	1685.0
27.5°	2167.7	2167.7	2141.1	2095.2	2036.8	2020.9	2010.3	1953.7	1943.1	1853.0	1704.4
30°	2394.0	2401.1	2353.3	2275.5	2167.7	2096.9	2070.4	2008.5	2003.2	1898.9	1734.5
32.5°	2636.2	2650.4	2615.0	2501.8	2325.0	2187.1	2144.7	2081.0	2068.7	1953.7	1773.4
35°	2853.7	2867.8	2820.1	2714.0	2487.7	2318.0	2233.1	2160.6	2153.5	2024.5	1831.7
37.5°	3030.5	3034.0	3004.0	2874.9	2623.8	2427.6	2342.7	2256.1	2241.9	2109.3	1893.6
40°	3217.9	3232.1	3202.0	3042.9	2747.6	2546.0	2452.3	2371.0	2358.6	2197.7	1952.0
42.5°	3414.2	3412.4	3412.4	3187.9	2871.4	2645.1	2570.8	2480.6	2473.5	2287.9	2015.6
45°	3534.4	3541.5	3522.0	3274.5	3053.5	2747.6	2685.7	2620.3	2607.9	2413.4	2098.7
47.5°	3564.5	3548.5	3460.1	3341.7	3258.6	2853.7	2830.7	2791.8	2763.5	2551.3	2201.3
50°	3523.8	3499.0	3447.8	3371.7	3334.6	2981.0	2977.5	2996.9	2977.5	2719.3	2319.7
52.5°	3371.7	3368.2	3359.4	3377.0	3316.9	3081.8	3143.7	3210.8	3207.3	2890.8	2443.5
55°	3051.7	3074.7	3180.8	3292.2	3249.7	3150.7	3329.3	3458.4	3444.2	3092.4	2570.8
57.5°	2724.6	2747.6	2883.7	3149.0	3184.3	3225.0	3537.9	3739.5	3716.5	3311.6	2687.5
60°	2440.0	2415.2	2551.3	2933.3	3092.4	3292.2	3744.8	4024.2	4004.7	3530.9	2807.7
62.5°	1989.1	2013.8	2231.3	2618.5	2963.3	3334.6	3914.5	4282.3	4269.9	3732.4	2905.0
65°	1573.6	1540.0	1867.1	2287.9	2740.5	3320.5	4061.3	4524.5	4515.7	3930.4	2979.2
67.5°	1069.7	1046.7	1478.1	1959.0	2438.2	3207.3	4094.9	4687.2	4690.7	4047.1	2998.7
70°	721.4	710.8	1062.6	1506.4	2019.2	2963.3	3990.6	4720.8	4733.2	4077.2	2912.0
72.5°	532.2	530.4	778.0	1075.0	1502.9	2501.8	3705.9	4501.5	4524.5	3865.0	2657.4
75°	419.0	424.3	555.2	763.8	1002.5	1851.2	3117.1	3859.7	3895.1	3338.1	2206.6
77.5°	343.0	343.0	389.0	548.1	670.1	1149.3	2241.9	2825.4	2896.1	2576.1	1699.1
80°	277.6	282.9	288.2	381.9	443.8	656.0	1304.8	1884.8	1936.1	1794.6	1227.0
82.5°	152.1	162.7	157.4	198.0	222.8	304.1	518.0	762.0	839.8	747.9	556.9
85°	10.6	7.1	12.4	15.9	19.4	30.1	40.7	56.6	53.0	76.0	38.9
87.5°	1.8	1.8	1.8	3.5	3.5	5.3	7.1	7.1	7.1	7.1	7.1
90°	0.0	0.0	0.0	0.0	0.0	0.0	0.0	0.0	0.0	0.0	0.0



REPORT NUMBER: P870784

CATALOG NUMBER: EMM2-HTN-SA2A-840-U-T3

CANDELA DISTRIBUTION (continued):

	90°	95°	105°	115°	125°	135°	145°	155°	165°	175°	180°
0°	1531.2	1531.2	1531.2	1531.2	1531.2	1531.2	1531.2	1531.2	1531.2	1531.2	1531.2
2.5°	1538.2	1529.4	1515.2	1511.7	1506.4	1499.3	1492.3	1481.7	1478.1	1481.7	1485.2
5°	1540.0	1527.6	1504.6	1490.5	1476.3	1464.0	1449.8	1435.7	1426.8	1428.6	1435.7
7.5°	1545.3	1527.6	1492.3	1469.3	1446.3	1426.8	1403.9	1387.9	1377.3	1379.1	1384.4
10°	1552.4	1527.6	1485.2	1446.3	1414.5	1386.2	1363.2	1343.7	1333.1	1331.4	1333.1
12.5°	1554.1	1525.9	1469.3	1421.5	1382.6	1345.5	1320.8	1303.1	1292.5	1287.2	1290.7
15°	1559.4	1520.6	1453.4	1395.0	1347.3	1308.4	1278.3	1257.1	1250.0	1246.5	1244.7
17.5°	1566.5	1518.8	1439.2	1368.5	1311.9	1267.7	1241.2	1220.0	1211.1	1207.6	1211.1
20°	1577.1	1520.6	1423.3	1342.0	1280.1	1235.9	1205.8	1184.6	1177.5	1175.8	1174.0
22.5°	1591.3	1524.1	1410.9	1317.2	1244.7	1200.5	1170.5	1156.3	1151.0	1152.8	1152.8
25°	1605.4	1527.6	1393.2	1283.6	1207.6	1161.6	1140.4	1129.8	1133.3	1140.4	1140.4
27.5°	1617.8	1525.9	1368.5	1248.3	1163.4	1121.0	1105.1	1106.8	1115.7	1128.0	1129.8
30°	1633.7	1525.9	1342.0	1204.1	1113.9	1073.2	1069.7	1083.8	1098.0	1110.4	1110.4
32.5°	1658.5	1536.5	1320.8	1159.9	1062.6	1030.8	1046.7	1066.2	1082.1	1094.4	1098.0
35°	1700.9	1559.4	1306.6	1115.7	1013.1	990.1	1020.2	1052.0	1062.6	1071.5	1073.2
37.5°	1741.6	1580.7	1288.9	1073.2	961.8	953.0	993.7	1027.3	1029.0	1034.3	1034.3
40°	1780.5	1596.6	1265.9	1027.3	912.3	912.3	960.1	988.4	984.8	979.5	981.3
42.5°	1822.9	1605.4	1239.4	984.8	871.7	871.7	910.6	935.3	933.5	940.6	945.9
45°	1874.2	1623.1	1204.1	945.9	829.2	822.2	854.0	875.2	901.7	933.5	942.4
47.5°	1944.9	1647.9	1175.8	903.5	793.9	769.1	781.5	825.7	855.8	882.3	885.8
50°	2019.2	1683.2	1151.0	859.3	751.4	707.2	717.8	767.3	785.0	795.6	800.9
52.5°	2098.7	1711.5	1129.8	822.2	707.2	643.6	657.7	705.5	717.8	726.7	728.5
55°	2167.7	1734.5	1103.3	786.8	659.5	583.5	601.1	647.1	659.5	670.1	670.1
57.5°	2240.2	1755.7	1085.6	756.7	608.2	534.0	546.3	592.3	610.0	613.5	618.8
60°	2300.3	1775.2	1069.7	728.5	560.5	489.8	498.6	539.3	560.5	562.3	565.8
62.5°	2342.7	1787.5	1060.8	693.1	512.7	445.6	452.6	493.3	518.0	523.4	525.1
65°	2369.2	1794.6	1044.9	647.1	472.1	408.4	408.4	449.1	473.8	486.2	489.8
67.5°	2356.9	1782.2	1002.5	594.1	434.9	371.3	369.5	410.2	431.4	438.5	440.3
70°	2261.4	1709.7	915.9	528.7	396.1	337.7	334.2	371.3	390.7	374.8	376.6
72.5°	2066.9	1545.3	797.4	463.2	355.4	305.9	302.3	334.2	335.9	335.9	334.2
75°	1741.6	1262.4	636.5	394.3	313.0	272.3	274.1	298.8	300.6	309.4	304.1
77.5°	1334.9	935.3	496.8	314.7	265.2	242.2	251.1	259.9	272.3	284.7	272.3
80°	970.7	645.4	344.8	235.2	205.1	205.1	208.6	217.5	235.2	247.5	235.2
82.5°	415.5	284.7	159.1	116.7	100.8	99.0	100.8	100.8	123.8	127.3	111.4
85°	31.8	26.5	19.4	19.4	15.9	8.8	8.8	7.1	5.3	5.3	5.3
87.5°	7.1	5.3	5.3	5.3	3.5	3.5	3.5	3.5	3.5	3.5	3.5
90°	0.0	0.0	0.0	0.0	0.0	0.0	0.0	0.0	0.0	0.0	0.0

Cooper Lighting Solutions Photometric Lab
1121 Highway 74 South
Peachtree City, GA 30269



LM-79-2019: Approved Method: Electrical and Photometric Measurements of Solid-State Lighting Products

Report Prepared for

Cooper Lighting Solutions

Streetworks

Report Number: SP1-2407-157-8

Test Date: 09/05/2024

Luminaire Tested: MEM2-HTN-SA-40-840-U-5WQ

Data in this report applies to families of products including MEM2-HTN-SA-40-840-U-5WQ

Test Information

Test Method: LM-79-2019
 Report Number: SP1-2407-157-8
 Test Lab: COOPER LIGHTING SOLUTIONS
 Photometer: SP1 - 76IN SPHERE
 Measurement Geometry: 4π
 Issue Date: 09/05/2024
 Manufacturer: COOPER LIGHTING SOLUTIONS
 Product Line: Streetworks
 Catalog Number: **MEM2-HTN-SA-40-840-U-5WQ**
 Description: Epic Modern Light Square 40W 5WQ Optic

Spectral Parameters

CCT (K): 3996
 CIE u': 0.2245
 CIE v': 0.5031
 Duv: 0.0012
 CIE x: 0.3815
 CIE y: 0.3799
 CIE z: 0.2386
 Peak Wavelength (nm): 449
 Dominant Wavelength (nm): 578
 Purity: 28.49233
 Rf: 82.6
 Rg: 95.1

CRI (Ra):	80.6		
R1:	78.1	R9:	-5.8
R2:	87.1	R10:	70.3
R3:	94.5	R11:	78.7
R4:	79.7	R12:	60.5
R5:	78.7	R13:	80.2
R6:	82.7	R14:	97.2
R7:	84.3	R15:	70.6
R8:	59.5		



Test Conditions

Stabilization Time: 29M
 Operation Time: 1H 29M
 Sphere Temperature (°C): 24.3

REPORT NUMBER: SP1-2407-157-8

Measurement and Test Equipment			
Instrument	Identification Number	Calibration Date	Calibration Due Date
Photometer	IN0058	6/18/2024	12/18/2024
Power Meter	INXT2011004	2/8/2024	2/8/2025
AC Power Source	IN0063	10/24/2023	10/24/2024
DC Power Source	IN0208	10/24/2023	10/24/2024
Sphere Thermometer	IN0085	10/24/2023	10/24/2024
Room Thermometer	IN0046	10/24/2023	10/24/2024

REPORT NUMBER: SP1-2407-157-8

CIE 1931 Chromaticity Diagram



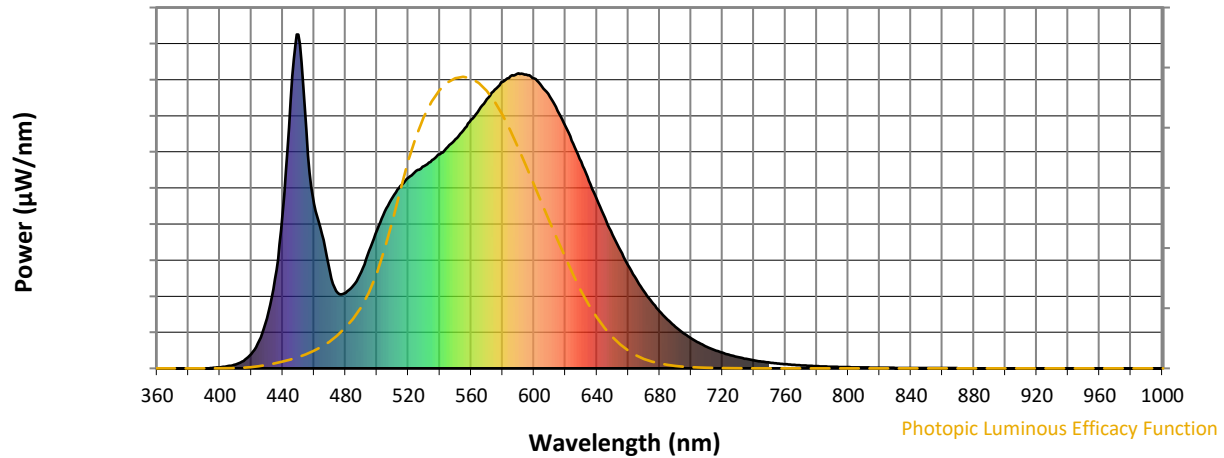
CIE 1931 Chromaticity Diagram with 2017 ANSI 7-Step and 4-Step Quadrangles



Point lies inside the ANSI 4000K 4-step quadrangle

REPORT NUMBER: SP1-2407-157-8

Photopic Flux vs. Wavelength



Photopic Lumens: NR

λ (nm)	Power W [^] /nm	Lumens (ϕ /nm)	λ (nm)	Power W [^] /nm	Lumens (ϕ /nm)	λ (nm)	Power W [^] /nm	Lumens (ϕ /nm)	λ (nm)	Power W [^] /nm	Lumens (ϕ /nm)	λ (nm)	Power W [^] /nm	Lumens (ϕ /nm)
360	0	NR	490	289	NR	620	725	NR	750	17	NR	880	0	NR
365	0	NR	495	351	NR	625	673	NR	755	15	NR	885	0	NR
370	0	NR	500	414	NR	630	619	NR	760	13	NR	890	0	NR
375	0	NR	505	470	NR	635	562	NR	765	11	NR	895	0	NR
380	0	NR	510	513	NR	640	506	NR	770	9	NR	900	0	NR
385	0	NR	515	546	NR	645	452	NR	775	8	NR	905	0	NR
390	0	NR	520	571	NR	650	400	NR	780	7	NR	910	0	NR
395	1	NR	525	592	NR	655	352	NR	785	6	NR	915	0	NR
400	3	NR	530	606	NR	660	307	NR	790	5	NR	920	0	NR
405	6	NR	535	624	NR	665	267	NR	795	4	NR	925	0	NR
410	12	NR	540	642	NR	670	231	NR	800	4	NR	930	0	NR
415	22	NR	545	663	NR	675	199	NR	805	3	NR	935	0	NR
420	44	NR	550	686	NR	680	171	NR	810	3	NR	940	0	NR
425	83	NR	555	713	NR	685	146	NR	815	2	NR	945	0	NR
430	150	NR	560	745	NR	690	125	NR	820	2	NR	950	0	NR
435	267	NR	565	774	NR	695	106	NR	825	2	NR	955	0	NR
440	466	NR	570	806	NR	700	90	NR	830	1	NR	960	0	NR
445	804	NR	575	835	NR	705	76	NR	835	1	NR	965	0	NR
450	1000	NR	580	858	NR	710	65	NR	840	1	NR	970	0	NR
455	715	NR	585	875	NR	715	55	NR	845	1	NR	975	0	NR
460	492	NR	590	884	NR	720	47	NR	850	1	NR	980	0	NR
465	402	NR	595	880	NR	725	40	NR	855	1	NR	985	0	NR
470	288	NR	600	868	NR	730	34	NR	860	1	NR	990	0	NR
475	226	NR	605	844	NR	735	28	NR	865	1	NR	995	0	NR
480	227	NR	610	814	NR	740	24	NR	870	0	NR	1000	0	NR
485	248	NR	615	771	NR	745	20	NR	875	0	NR			

REPORT NUMBER: SP1-2407-157-8

Scotopic Flux vs. Wavelength



Scotopic Lumens: NR

S/P: 1.66

λ (nm)	Power W [^] /nm	Lumens (φ/nm)	λ (nm)	Power W [^] /nm	Lumens (φ/nm)	λ (nm)	Power W [^] /nm	Lumens (φ/nm)	λ (nm)	Power W [^] /nm	Lumens (φ/nm)	λ (nm)	Power W [^] /nm	Lumens (φ/nm)
360	0	NR	490	289	NR	620	725	NR	750	17	NR	880	0	NR
365	0	NR	495	351	NR	625	673	NR	755	15	NR	885	0	NR
370	0	NR	500	414	NR	630	619	NR	760	13	NR	890	0	NR
375	0	NR	505	470	NR	635	562	NR	765	11	NR	895	0	NR
380	0	NR	510	513	NR	640	506	NR	770	9	NR	900	0	NR
385	0	NR	515	546	NR	645	452	NR	775	8	NR	905	0	NR
390	0	NR	520	571	NR	650	400	NR	780	7	NR	910	0	NR
395	1	NR	525	592	NR	655	352	NR	785	6	NR	915	0	NR
400	3	NR	530	606	NR	660	307	NR	790	5	NR	920	0	NR
405	6	NR	535	624	NR	665	267	NR	795	4	NR	925	0	NR
410	12	NR	540	642	NR	670	231	NR	800	4	NR	930	0	NR
415	22	NR	545	663	NR	675	199	NR	805	3	NR	935	0	NR
420	44	NR	550	686	NR	680	171	NR	810	3	NR	940	0	NR
425	83	NR	555	713	NR	685	146	NR	815	2	NR	945	0	NR
430	150	NR	560	745	NR	690	125	NR	820	2	NR	950	0	NR
435	267	NR	565	774	NR	695	106	NR	825	2	NR	955	0	NR
440	466	NR	570	806	NR	700	90	NR	830	1	NR	960	0	NR
445	804	NR	575	835	NR	705	76	NR	835	1	NR	965	0	NR
450	1000	NR	580	858	NR	710	65	NR	840	1	NR	970	0	NR
455	715	NR	585	875	NR	715	55	NR	845	1	NR	975	0	NR
460	492	NR	590	884	NR	720	47	NR	850	1	NR	980	0	NR
465	402	NR	595	880	NR	725	40	NR	855	1	NR	985	0	NR
470	288	NR	600	868	NR	730	34	NR	860	1	NR	990	0	NR
475	226	NR	605	844	NR	735	28	NR	865	1	NR	995	0	NR
480	227	NR	610	814	NR	740	24	NR	870	0	NR	1000	0	NR
485	248	NR	615	771	NR	745	20	NR	875	0	NR			

REPORT NUMBER: SP1-2407-157-8

Melanopic Flux vs. Wavelength



Melanopic Lumens: NR

M/P: 3.37

λ (nm)	Power W [^] /nm	Lumens (φ/nm)	λ (nm)	Power W [^] /nm	Lumens (φ/nm)	λ (nm)	Power W [^] /nm	Lumens (φ/nm)	λ (nm)	Power W [^] /nm	Lumens (φ/nm)	λ (nm)	Power W [^] /nm	Lumens (φ/nm)
360	0	NR	490	289	NR	620	725	NR	750	17	NR	880	0	NR
365	0	NR	495	351	NR	625	673	NR	755	15	NR	885	0	NR
370	0	NR	500	414	NR	630	619	NR	760	13	NR	890	0	NR
375	0	NR	505	470	NR	635	562	NR	765	11	NR	895	0	NR
380	0	NR	510	513	NR	640	506	NR	770	9	NR	900	0	NR
385	0	NR	515	546	NR	645	452	NR	775	8	NR	905	0	NR
390	0	NR	520	571	NR	650	400	NR	780	7	NR	910	0	NR
395	1	NR	525	592	NR	655	352	NR	785	6	NR	915	0	NR
400	3	NR	530	606	NR	660	307	NR	790	5	NR	920	0	NR
405	6	NR	535	624	NR	665	267	NR	795	4	NR	925	0	NR
410	12	NR	540	642	NR	670	231	NR	800	4	NR	930	0	NR
415	22	NR	545	663	NR	675	199	NR	805	3	NR	935	0	NR
420	44	NR	550	686	NR	680	171	NR	810	3	NR	940	0	NR
425	83	NR	555	713	NR	685	146	NR	815	2	NR	945	0	NR
430	150	NR	560	745	NR	690	125	NR	820	2	NR	950	0	NR
435	267	NR	565	774	NR	695	106	NR	825	2	NR	955	0	NR
440	466	NR	570	806	NR	700	90	NR	830	1	NR	960	0	NR
445	804	NR	575	835	NR	705	76	NR	835	1	NR	965	0	NR
450	1000	NR	580	858	NR	710	65	NR	840	1	NR	970	0	NR
455	715	NR	585	875	NR	715	55	NR	845	1	NR	975	0	NR
460	492	NR	590	884	NR	720	47	NR	850	1	NR	980	0	NR
465	402	NR	595	880	NR	725	40	NR	855	1	NR	985	0	NR
470	288	NR	600	868	NR	730	34	NR	860	1	NR	990	0	NR
475	226	NR	605	844	NR	735	28	NR	865	1	NR	995	0	NR
480	227	NR	610	814	NR	740	24	NR	870	0	NR	1000	0	NR
485	248	NR	615	771	NR	745	20	NR	875	0	NR			

Summary

$R_f = 82.6$
 $R_g = 95.1$
 CIE $R_a = 80.6$
 $R_9 = -5.8$

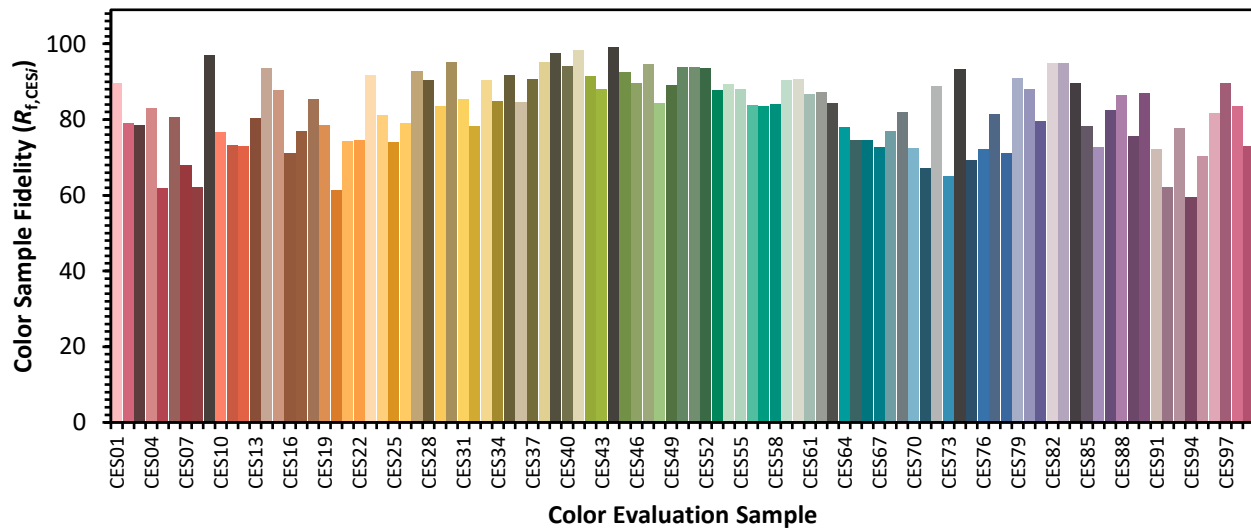


Color Vector Graphics

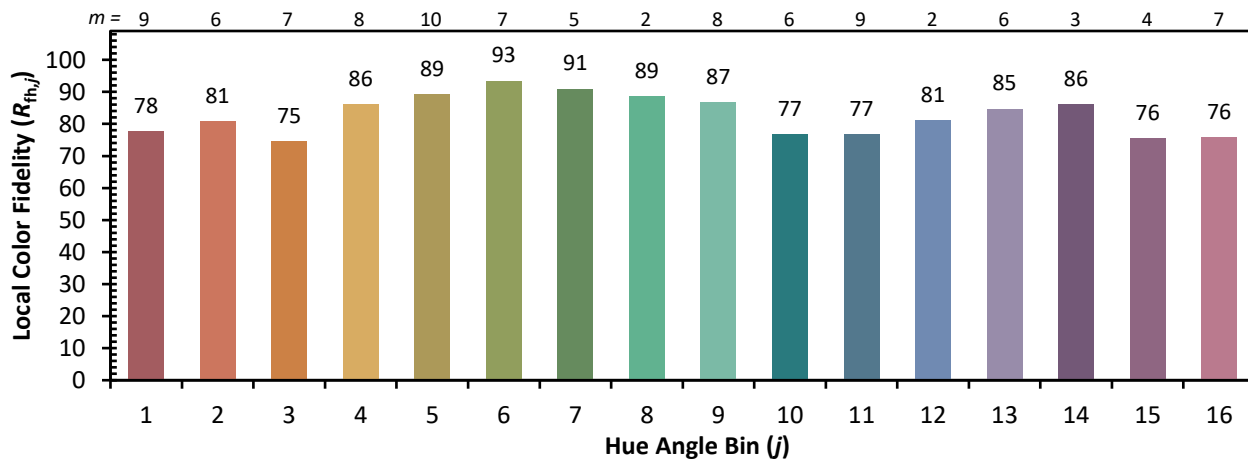


Individual Sample Fidelity Index ($R_{f,i}$)

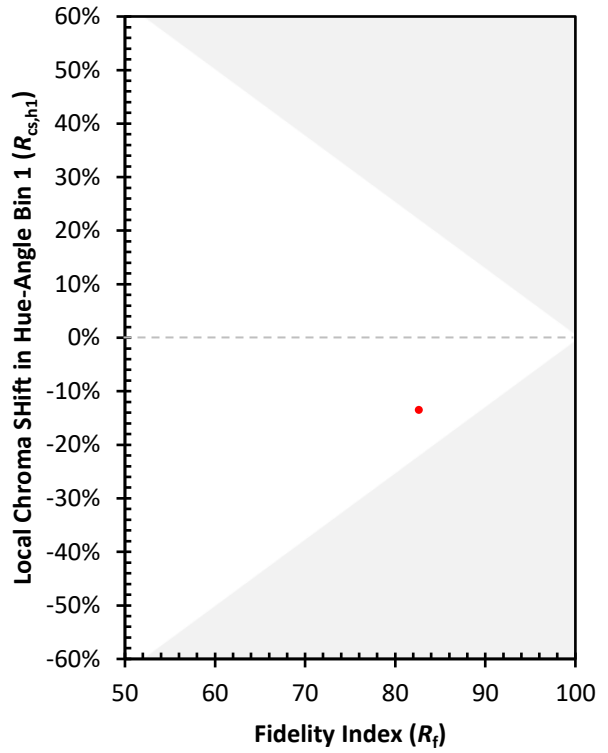
CES01 = 85	CES26 = 79	CES51 = 94	CES76 = 72
CES02 = 61	CES27 = 93	CES52 = 94	CES77 = 82
CES03 = 31	CES28 = 90	CES53 = 88	CES78 = 71
CES04 = 69	CES29 = 83	CES54 = 89	CES79 = 91
CES05 = 48	CES30 = 95	CES55 = 88	CES80 = 88
CES06 = 50	CES31 = 86	CES56 = 84	CES81 = 80
CES07 = 40	CES32 = 78	CES57 = 84	CES82 = 95
CES08 = 39	CES33 = 90	CES58 = 84	CES83 = 95
CES09 = 29	CES34 = 85	CES59 = 90	CES84 = 90
CES10 = 74	CES35 = 92	CES60 = 91	CES85 = 78
CES11 = 57	CES36 = 85	CES61 = 87	CES86 = 73
CES12 = 63	CES37 = 91	CES62 = 87	CES87 = 83
CES13 = 42	CES38 = 95	CES63 = 84	CES88 = 86
CES14 = 74	CES39 = 98	CES64 = 78	CES89 = 76
CES15 = 71	CES40 = 94	CES65 = 75	CES90 = 87
CES16 = 46	CES41 = 98	CES66 = 75	CES91 = 72
CES17 = 49	CES42 = 92	CES67 = 73	CES92 = 62
CES18 = 56	CES43 = 88	CES68 = 77	CES93 = 78
CES19 = 71	CES44 = 99	CES69 = 82	CES94 = 60
CES20 = 65	CES45 = 93	CES70 = 72	CES95 = 70
CES21 = 86	CES46 = 90	CES71 = 67	CES96 = 82
CES22 = 78	CES47 = 95	CES72 = 89	CES97 = 90
CES23 = 91	CES48 = 84	CES73 = 65	CES98 = 84
CES24 = 90	CES49 = 89	CES74 = 93	CES99 = 73
CES25 = 71	CES50 = 94	CES75 = 69	



Color Rendition by Hue-Angle Bin



Measure Comparisons



(END OF REPORT)